


the Rubbish MONSTER



The Rubbish Monster

First published 2011

Published by:
Eco-Schools Northern Ireland
Bridge House
2 Paulett Avenue
Belfast BT5 4HD

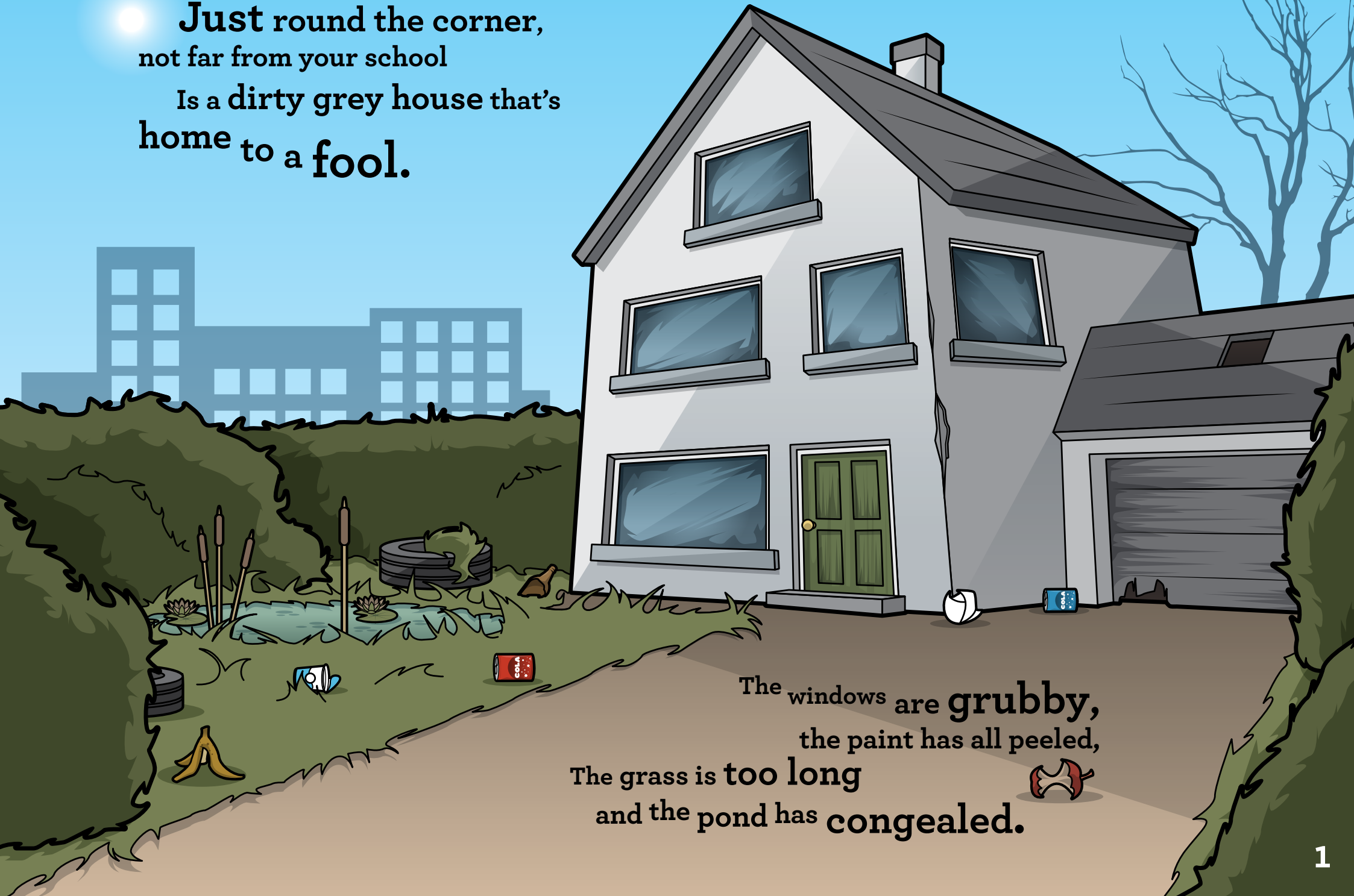
Copyright ©TIDY Northern Ireland and The Department of the Environment

Author: Mike Fleming
Illustrator: Mark Reihill
Designer: Richard Ryan


ISBN: 978-0-9572044-0-9

www.eco-schoolsni.org
www.rethinkwasteni.org

**Just round the corner,
not far from your school
Is a dirty grey house that's
home to a fool.**



**The windows are grubby,
the paint has all peeled,
The grass is too long
and the pond has congealed.**



You're probably thinking,
'who would live there?'
Well if you keep listening,
I've a story to share.

It starts at this door,
all crooked and **wonky**,
Down past this piano, all **plinky** and **plonky**.



Into the kitchen and
what **have** we here?


A bushy **big** eyebrow and
large hairy ear.

And is this a **wart**, a **boil** or a pimple?

It's so hard to tell amongst all this **bristle**.

He's messy and scruffy and though still a youngster
This furry young chap is a **big Rubbish Monster.**
'What's one of those?' I can hear you all thinking,
The first thing to say is his habits are
stinking.





When he's out and about with his Mum and his Dad,
He'll do things with litter that are
terribly bad.

He chucks wrappers and packets **all** over the place,
And all of the time with a smile on his face.

Not once does he look for a near litter-bin,
He just scatters the pavement with a silly big grin.


And when he's at home, things are the same
He creates rubbish and waste
as if it's a game.




If he doesn't get **mountains** of food on his plate
He **screams** and gets into a **terrible state**.

He only **eats half**
but his parents **don't shout**,

They just **shrug their shoulders**
and **chuck the other half out**.




It's the same when he's drawing and doing his art,
He'll take a **big page**, but only **use** a small **part**.


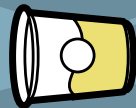


Then **scrunch up the paper**
and toss with a **'splat!'**
He couldn't care less it takes **trees** to make that.

And he'd never for a moment **think to** reuse
A yoghurt pot, **tin** or a carton of juice.
It's not even as if he **doesn't know**




They make **perfect**
containers for
flowers to
grow.




But the **worst** thing of all (I can't let this pass)

Is a Rubbish Monster
might be **right here**,
in your class.



It's easy to spot the one in **this book**
But sometimes you can't tell with just a **quick look**.



So have a good glance to your
left and your right
And don't be surprised if you
get a fright.



Does the person you're looking at
litter the street?
Do they use loads of paper or are
they quite neat?



Do they eat up their lunch or does it **go in the bin?**
Do they save up their pots to **grow**
plants and
flowers in?

If you find a **Rubbish Monster**
right in your midst
Here are some things you should
really insist:



First, put litter in the place it should be,
A bin, or your pocket
'til you get home for tea.

And try using **less paper**,
I'm begging you, please

It means we can save **quite a number**
of trees.



And when you sit down for a **meal or a treat**,
Only ask for as much as
you're sure you can eat.



And one final point I like you to heed
Use a pot or a tin to **plant up** a seed.



Thank you for listening I hope it's been fun,
Rubbish Monster says 'bye' and
'don't become one'.






What is Eco-Schools?

Eco-Schools is a way of making your school more environmentally friendly while having fun along the way. Work on a few fun projects that will make your school a better place and also help the world around us.

- Are all the lights turned off when you aren't in the classroom?
- Do you use both sides of pages?

Just a few little changes make a huge difference!



7 step process...

Start Here...

Step 1.
Form an Eco-Club

Step 2.
Carry out a survey

Step 3.
Decide what you
want to improve

Step 4.
Link it
with your
school work

Step 5.
Check your
progress

Step 6.
Get the whole
School involved

Step 7.
Make an Eco-Code

Speak to your teacher about getting started and setting up your Eco-Club. There are loads of ideas on the **Eco-Schools** website to get your school started.
www.eco-schoolsni.org

the Rubbish MONSTER

